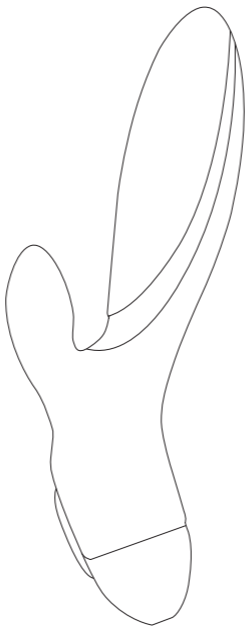


GET **UN** CENSORED

THE RABBIT

USER GUIDE



PACKING LIST

- 1 x Massager
- 1 x USB Charging Cable
- 1 x Instructions
- 1 x Pouch

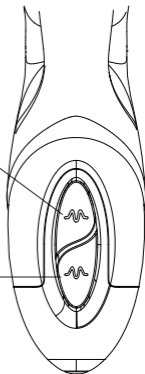
TECHNICAL PARAMETERS

- Materials: Silicone, ABS
- Vibration: 7 types
- Working Voltage: 3.7V
- Power Supply: 400mAh
- Waterproof: IPX6
- Noise: Decibel<60dB
- Duration: >60 minutes (fully charged)

BUTTONS

1. Press and hold for 2 seconds to turn on/off the external stimulus motor.
2. Single press to switch the external stimulus motor vibration mode.

-
1. Press and hold for 2 seconds to turn on/off the head motor.
 2. Single press to switch the head motor vibration mode.
-



BEFORE USE

1. Charge fully: Plug the USB charging cable into the charge port and connect the other end to a computer or USB charger. The indicator light will blink regularly while charging and will stay lit when fully charged.
2. Clean: Rinse with warm water or mild detergent, dry with a towel.
3. Lubricate the product for a more pleasurable experience.

AFTER USE

1. Rinse with warm water and sterilized soap, dry with a towel.
2. Avoid direct sunlight.
3. Keep out of reach of children.

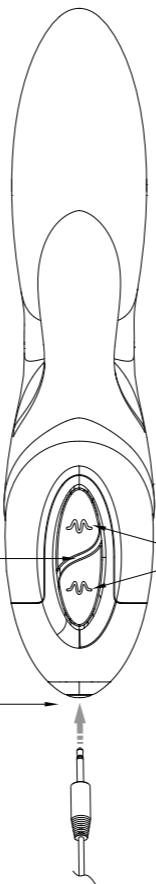
HEALTH AND SAFETY PRECAUTIONS

- Do not charge near water.
- Do not charge if the USB cord appears damaged.
- Do not use other USB cords with your product.
- Do not put the product in the dishwasher or microwave.
- This product is sold as a novelty only. It is not intended for medical applications or any use that has an adverse effect on any function of the body.
- To avoid injury or aggravation of pre-existing physical conditions, this device should not be used on swollen or inflamed areas of skin.
- Wash before and after use. Do not share with other sexual partners.
- Never let children play with this product.
- In case of pregnancy, diabetes or illness, consult your physician before use.
- Do not use if the silicone appears broken or damaged.
- Only use a water-based lubricant with this product.

Indicator light

Buttons

Charge port



MADE IN CHINA